
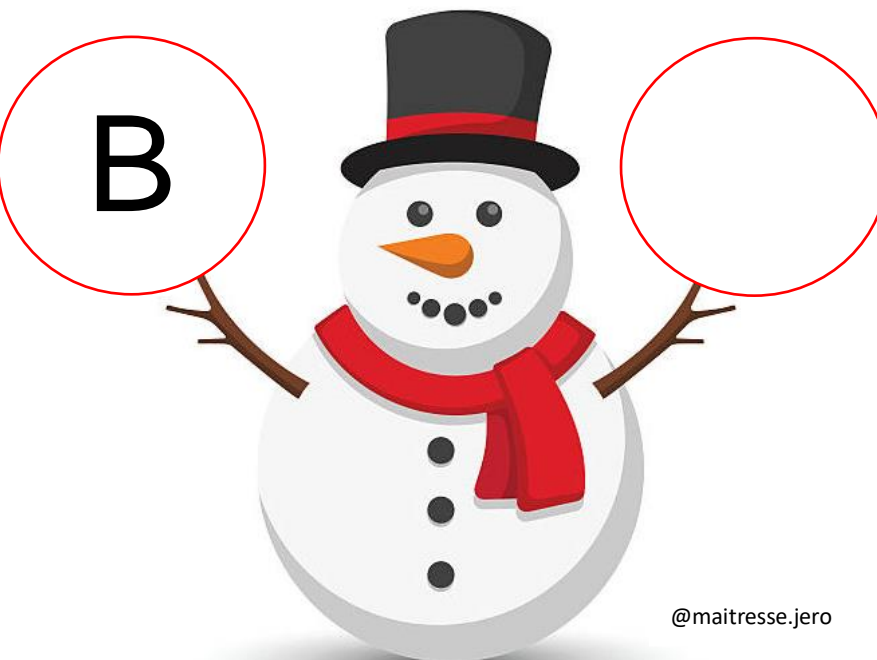




Les correspondances entre les lettres capitales et scriptes ou entre les lettres capitales et cursives.


 <p>A snowman wearing a black top hat with a red band, a red scarf, and a black top hat. It has an orange carrot nose, black eyes, and a smiling mouth. It is holding a sign with the letter 'A' in its right hand and an empty sign in its left hand.</p> <p>@maitresse.jero</p>	 <p>A snowman wearing a black top hat with a red band, a red scarf, and a black top hat. It has an orange carrot nose, black eyes, and a smiling mouth. It is holding a sign with the letter 'B' in its right hand and an empty sign in its left hand.</p> <p>@maitresse.jero</p>
--	---



@maitresse.jero


@maitresse.jero








@maitresse.jero

@maitresse.jero













@maitresse.jero


@maitresse.jero











@maitresse.jero

a

b

c

d

e

f

g

h

i

j

k

l

m

n

o

p

q

r

s

t

u

v

w

x

y

z

a

b

c

d

e

f

g

h

i

j

k

l

m

n

o

p

q

r

s

t

u

v

w

x

y

z

Utilisation du document :

- Les élèves ont à leur disposition les bonhommes de neige et les lettres scriptes ou cursives. Ils doivent replacer sur le rond vide la lettre correspondant à celle que le bonhomme de neige tient déjà dans sa « main ».
- Les lettres scriptes et cursives peuvent être imprimées sur des feuilles de couleurs différentes pour ne pas les mélanger.
- ➔ Il permet de travailler la correspondance entre les lettres capitales et scriptes, et entre les lettres capitales et cursives. Les élèves peuvent aussi nommer la lettre recherchée et donner le son qu'elle produit.
- ➔ Document disponible sur le site <https://maitresse-jero.com>